

# ema50\_cross — BBCA

## Table of contents

<a href="#">Summary — strategy vs buy &amp; hold</a> . . . . .	1
<a href="#">Strategy (DSL)</a> . . . . .	1
<a href="#">Equity &amp; drawdown</a> . . . . .	2
<a href="#">Daily returns</a> . . . . .	3
<a href="#">Price &amp; trades</a> . . . . .	3
<a href="#">Trades</a> . . . . .	3

[Download PDF](#)

*BBCA · IDR · starting equity 100,000,000 IDR*

## Summary — strategy vs buy & hold

Metric	Strategy	Buy & hold
Total return	-27.88%	1.98%
CAGR	-6.33%	0.39%
Max drawdown	-40.56%	-55.71%
Sharpe	-0.42	0.14
Win rate	19.15%	—
# trades	47	—
Exposure	51.59%	100.00%

## Strategy (DSL)

```
id: ema50_cross
name: "Price vs EMA50"
timeframe: 1d
# window omitted -> adapters default to the last 5 years
indicators:
  - {name: ema50, type: EMA, period: 50, source: close}
entry: {when: "close > ema50"}
exit: {when: "close < ema50"}
risk: {stop_loss_pct: 5}
sizing: {mode: all_in, max_concurrent: 1}
```

## Equity & drawdown

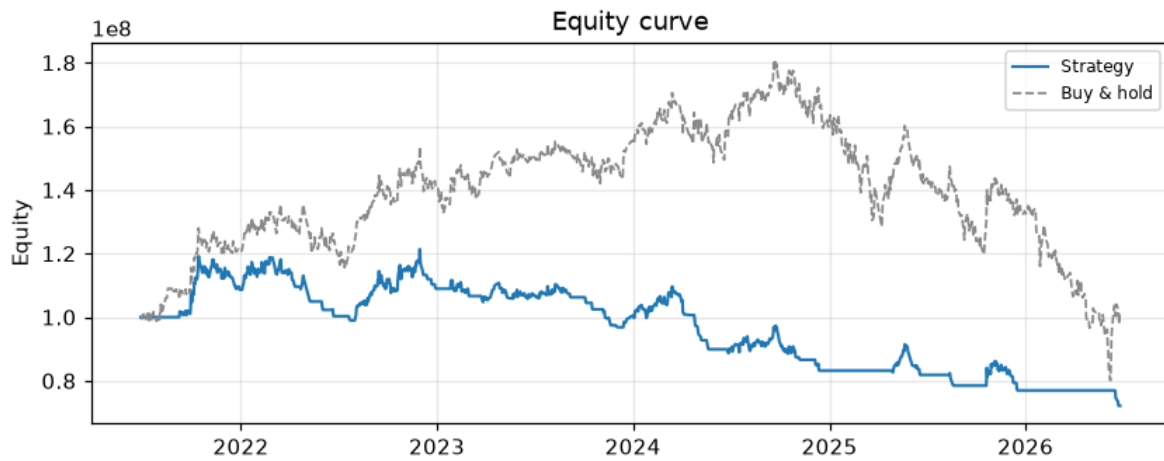


Figure 1: Equity curve (strategy vs buy & hold)

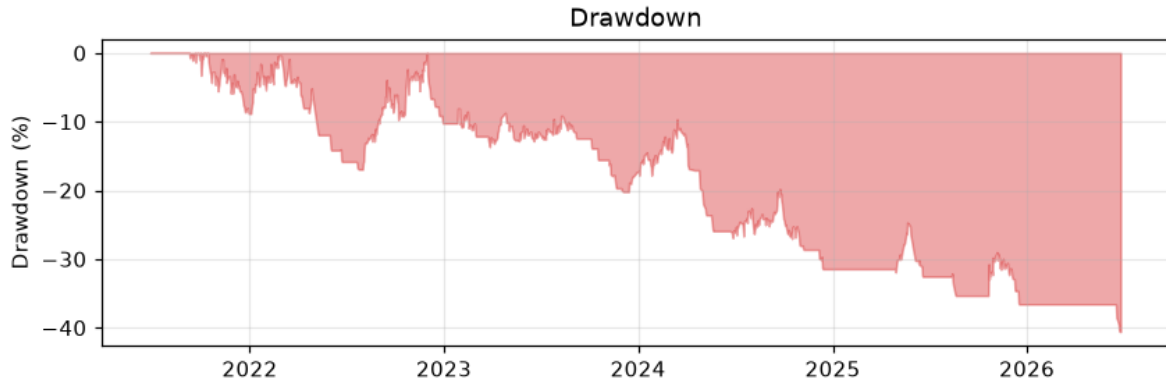


Figure 2: Drawdown

### Daily returns

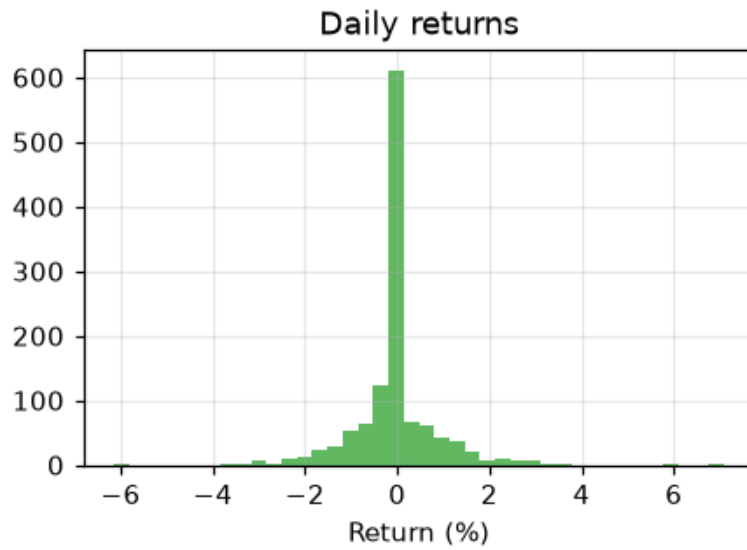


Figure 3: Daily returns

### Price & trades

### Trades

Entry	Exit	Qty	Entry px	Exit px	PnL	Return
2021-09-08	2021-12-16	14729	6440.00	7275.00	11,888,549.00 IDR	12.97%
2021-12-17	2021-12-29	14151	7500.00	7300.00	- 3,247,655.00 IDR	-2.67%
2022-01-03	2022-03-07	14068	7325.00	7700.00	4,850,119.00 IDR	5.12%
2022-03-09	2022-04-06	13714	7850.00	7750.00	- 1,798,591.00 IDR	-1.27%
2022-04-08	2022-04-11	13496	7850.00	7725.00	- 2,106,557.00 IDR	-1.59%
2022-04-21	2022-05-09	13116	7925.00	7600.00	- 4,667,820.00 IDR	-4.10%
2022-05-31	2022-06-02	12841	7750.00	7575.00	- 2,639,628.00 IDR	-2.26%
2022-06-20	2022-06-22	12723	7625.00	7500.00	- 1,974,450.00 IDR	-1.64%
2022-07-20	2022-07-22	12857	7400.00	7325.00	- 1,342,432.00 IDR	-1.01%
2022-08-01	2022-12-06	12516	7500.00	8675.00	14,294,054.00 IDR	15.67%
2022-12-12	2022-12-14	12348	8700.00	8625.00	- 1,353,495.00 IDR	-0.86%
2022-12-21	2022-12-22	12236	8675.00	8575.00	- 1,645,130.00 IDR	-1.15%
2022-12-28	2022-12-29	12091	8650.00	8575.00	- 1,322,907.00 IDR	-0.87%
2023-01-26	2023-02-02	12192	8475.00	8450.00	-717,347.00 IDR	-0.29%
2023-02-03	2023-03-01	11799	8700.00	8600.00	- 1,587,556.00 IDR	-1.15%

Entry	Exit	Qty	Entry px	Exit px	PnL	Return
2023-03-24	2023-05-12	11461	8825.00	8800.00	-690,382.00 IDR	-0.28%
2023-05-19	2023-08-31	11165	9000.00	9175.00	1,547,050.00 IDR	1.94%
2023-09-01	2023-09-06	11052	9225.00	9150.00	- 1,234,647.00 IDR	-0.81%
2023-10-03	2023-10-05	10955	9200.00	9075.00	- 1,769,096.00 IDR	-1.36%
2023-10-16	2023-10-17	10891	9100.00	8950.00	- 2,025,998.00 IDR	-1.65%
2023-11-06	2023-11-10	10738	9050.00	8825.00	- 2,798,725.00 IDR	-2.49%
2023-11-15	2023-11-20	10445	9050.00	8875.00	- 2,201,414.00 IDR	-1.93%
2023-11-30	2023-12-01	10300	8975.00	8950.00	-626,627.00 IDR	-0.28%
2023-12-14	2024-04-03	10149	9050.00	9525.00	4,441,329.00 IDR	5.25%
2024-04-04	2024-04-05	9752	9850.00	9825.00	-627,420.00 IDR	-0.25%
2024-04-24	2024-04-26	9594	9950.00	9625.00	- 3,492,096.00 IDR	-3.27%
2024-04-29	2024-05-02	9403	9800.00	9550.00	- 2,713,471.00 IDR	-2.55%
2024-05-03	2024-05-07	9094	9850.00	9700.00	- 1,718,994.00 IDR	-1.52%
2024-05-17	2024-05-20	9020	9750.00	9475.00	- 2,826,079.00 IDR	-2.82%
2024-06-21	2024-06-26	8882	9600.00	9500.00	- 1,227,049.00 IDR	-1.04%

Entry	Exit	Qty	Entry px	Exit px	PnL	Return
2024-06-27	2024-08-05	8626	9750.00	9875.00	739,141.00 IDR	1.28%
2024-08-06	2024-09-30	8480	10000.00	10325.00	2,409,910.00 IDR	3.25%
2024-10-01	2024-10-07	8255	10550.00	10300.00	- 2,406,951.00 IDR	-2.37%
2024-10-08	2024-10-11	8154	10400.00	10375.00	-542,546.00 IDR	-0.24%
2024-10-14	2024-10-30	8028	10500.00	10350.00	- 1,538,366.00 IDR	-1.43%
2024-11-05	2024-11-06	7889	10500.00	10450.00	-724,802.00 IDR	-0.48%
2024-12-05	2024-12-06	8014	10250.00	10075.00	- 1,727,518.00 IDR	-1.71%
2024-12-09	2024-12-12	7778	10350.00	10175.00	- 1,679,756.00 IDR	-1.69%
2025-04-28	2025-06-04	8993	8775.00	8975.00	1,478,450.00 IDR	2.28%
2025-06-10	2025-06-13	8826	9100.00	9025.00	-981,562.00 IDR	-0.82%
2025-06-17	2025-06-18	8747	9075.00	8900.00	- 1,844,415.00 IDR	-1.93%
2025-08-12	2025-08-19	8772	8850.00	8500.00	- 3,373,053.00 IDR	-3.96%
2025-10-20	2025-12-04	9452	7875.00	8225.00	3,002,191.00 IDR	4.44%
2025-12-05	2025-12-09	9311	8300.00	8100.00	- 2,166,670.00 IDR	-2.41%
2025-12-15	2025-12-16	9064	8300.00	8075.00	- 2,335,227.00 IDR	-2.71%
2026-06-15	2026-06-18	11636	6275.00	6075.00	- 2,613,446.00 IDR	-3.19%

---

Entry	Exit	Qty	Entry px	Exit px	PnL	Return
2026-06-19	2026-06-23	11196	6300.00	6125.00	-	-2.78%
					2,236,541.00	
					IDR	

---